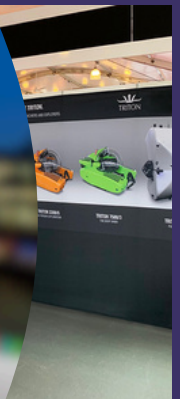




Want to Make an IMPACT ?



SHELL-CLAD CLIPS

An industry revolution.

The most effective means of cladding a shell scheme with 'seamless' graphics



SHELL-CLAD®



SHELL-CLAD STAND ATTACHMENTS

Price list - April 2024



>> SHELL-CLAD CLIPS

Shell-Clad clips are designed specifically to attach high impact seamless graphics to shell schemes.

Clips are supplied in 800mm lengths to accommodate the 2400mm internal graphic height of most shell schemes, ie three units per pillar.

Shell-Clad clips are colour coded. Please check the compatibility list below for reference.

>> PRICES (including Velcro)

No 1S, No 3S & No 10S..... £12 per unit
Trade discount available

No 5S, No 6S, No 7S, No 8S & No 9S..... £17 per unit
Trade discount available

PLEASE NOTE: No2S and No4S are purposefully excluded

>> SHELL-CLAD COMPATIBILITY

BLACK clips

Burkhardt Leitner, Creas, all Freeman, Maima M1000, Maxima, Meroform, Normex, Octanorm, Quad 4, R8, Syma 408 and all Octanorm profiles.

WHITE clips

Agem, Alusett, Click (with 13mm adaptor), EDGE, Eurosystem, Fitz-In (as Click), Ford+Barley, ISOframe, Modul, Nimlok, Nomadic Design Line, Sento, Sodem (except Sodem supplied by Moyne Exhibitions), Standex, Syma Molto 30/90, Tecno (with 13mm adaptor) and Unibox.



Fittings include straight wall, internal 90° corner, square pillar corner, external 90° corner, 135° diagonal, non-return corner plus a few specials.

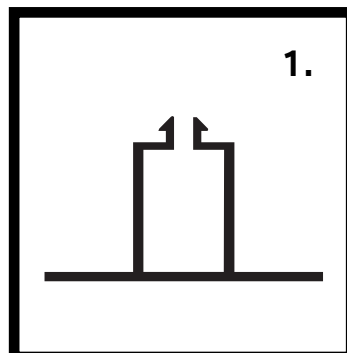
WARNING: Shell-Clad is designed to attach graphics and similar lightweight materials to a shell scheme. Do not attempt to hang heavy objects with Shell-Clad.

DISCLAIMER: The manufacturer of Shell-Clad takes no responsibility for the mis-use or incorrect use of this product.

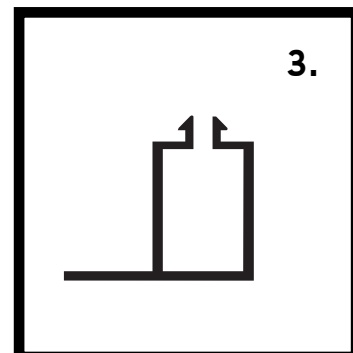
IMPORTANT SHELL-CLAD IS NOT A ONE-FITS-ALL PRODUCT

FOR DETAILS PLEASE CALL **01825 872 390**

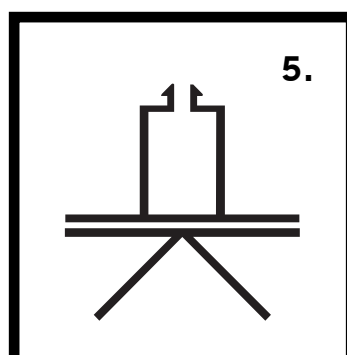
IT'S ALL ABOUT IMPACT • www.shell-clad.com



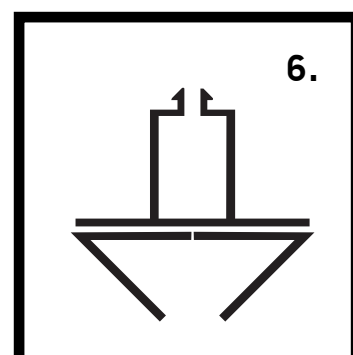
1. Standard Shell-Clad clip



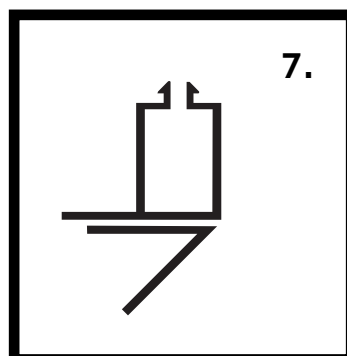
3. Short end Shell-Clad clip



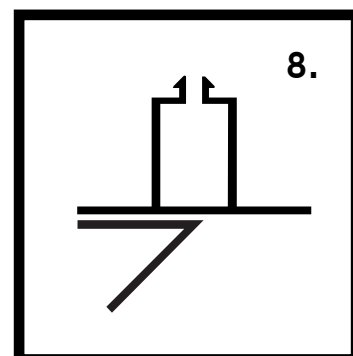
5. Internal corner (90°) assembly



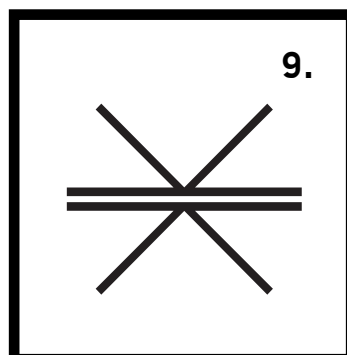
6. External corner (90°) assembly



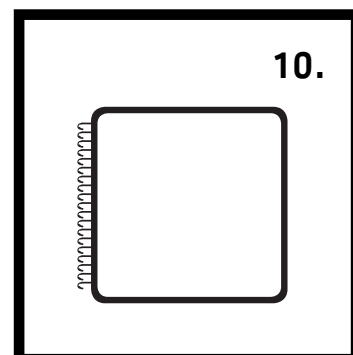
7. Non-return corner assembly



8. Diagonal corner (135°) assembly



9. Floating corner X assembly



10. Non-return / box section

